

# enCompass

Metatarsal Resurfacing Implant

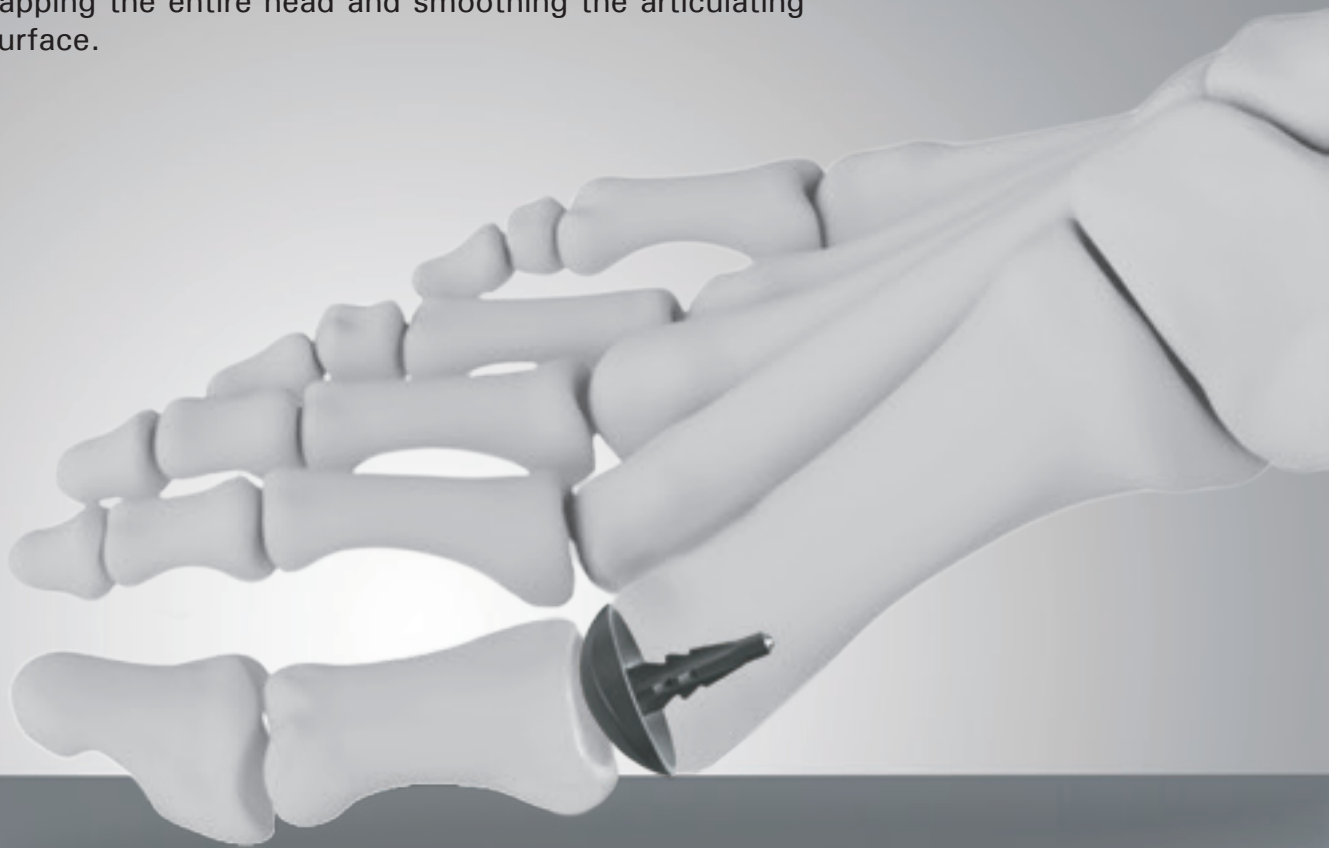


*Rethinking Possibilities, Reshaping Lives*

# a sophisticated DESIGN created SPECIFICALLY for the Metatarsal

The **EnCompass Metatarsal Resurfacing Implant** provides a comprehensive system that decompresses the first metatarsal phalangeal joint and remodels the articulating surface of the metatarsal head.

Designed as a **one piece** device, the EnCompass Implant **matches precisely** to the resurfaced metatarsal, capping the entire head and smoothing the articulating surface.





# Advantages

- Four finned stem provides anti-rotation and stability
- Titanium plasma spray and Hydroxyapatite coating encourages osseointegration
- Low profile articulating surface promotes bone preservation
- Anatomically designed to improve articulation with the proximal phalanx
- Streamlined technique results in reduced OR time
- One-piece design implant does not require assembly and assists in implantation



# Reamers



# Functionality

The **EnCompass** System utilizes **reamers** to reestablish proper joint spacing while **resurfacing** the metatarsal for a precise implant fit.

With five sizes, the **EnCompass** Implant accommodates individual anatomy and promotes minimal bone removal. When fully seated, the EnCompass covers the metatarsal head, provides a **smooth articulating surface** while deterring boney overgrowth.




# System highlights

- Color coded system
- Sequenced layout
- Minimal step procedure



Drill Guides



Slaphammer





Broach



Impactor



## Complementary Products:



### ExtremiFix

2.0mm, 2.4mm, 3.0mm, 4.0mm  
Cannulated Screw System



**fps**<sup>™</sup>  
foot plating system

## Other 1st MTP Solutions:



### ReFlexion

1<sup>st</sup> MTP Implant System



### Hemi

Great Toe Implant



*Rethinking Possibilities, Reshaping Lives*

### OSTEOMED

3885 Arapaho Rd.

Addison, TX 75001

Customer Service: 800.456.7779

Customer Service Fax: 800.390.2620

[www.osteomed.com](http://www.osteomed.com)

P/N 030-1609 Rev.B