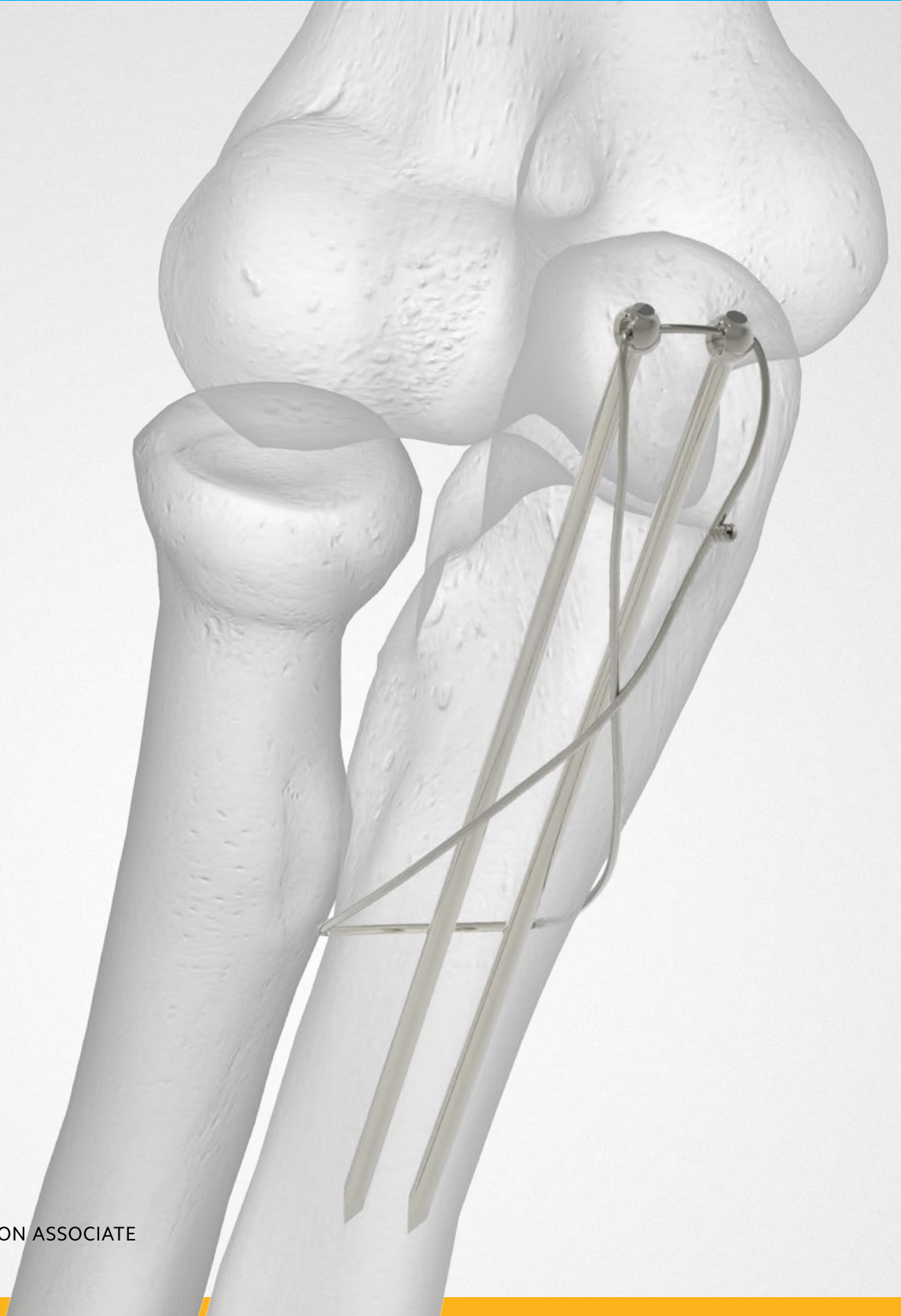


Surgical Technique



Acumed® is a global leader of innovative orthopaedic and medical solutions.



We are dedicated to developing products, service methods, and approaches that improve patient care.



Acumed® Tension Band Pin System

The Acumed Tension Band Pin System is an interlocking system designed to provide low-profile, secure fixation for olecranon, patellar, and malleolar fractures.

The Acumed Tension Band Pin System features a straightforward method intended to minimize the likelihood of pin migration. An eyelet is located on the proximal end of the stainless steel pin. By passing the cerclage wire through the eyelet, the pin is secured, helping to deter migration of the pins postoperatively. Capturing the pin is designed to allow compression to be maintained across the fracture or osteotomy site.

Indications for Use

The Acumed Tension Band Pin System is intended to be used in tension band wiring procedures addressing malleolar, patellar, and olecranon fractures.

	Definition
Warning	Indicates critical information about a potential serious outcome to the patient or the user.
Caution	Indicates instructions that must be followed in order to ensure the proper use of the device.
Note	Indicates information requiring special attention.



Table of Contents

System Features	2
Surgical Overview.....	4
Surgical Techniques	6
Tension Band Pin Surgical Technique	6
Ordering Information	8

System Features

Low-profile

The low-profile head is designed to minimize soft-tissue irritation

Secure Anchoring

The wire passes through the eyelet of the pin, a feature implemented for fracture reduction and secure anchoring—intended to reduce the likelihood of pin migration or back-out

Straightforward Application

Point-and-drill pin placement. Tail can be broken with Tension Band Pin Snapper or forceps

Eyelet design intended for secure anchoring and to minimize pin migration



50 mm Tension Band Pin
(30-0097)



70 mm Tension Band Pin
(30-0098)

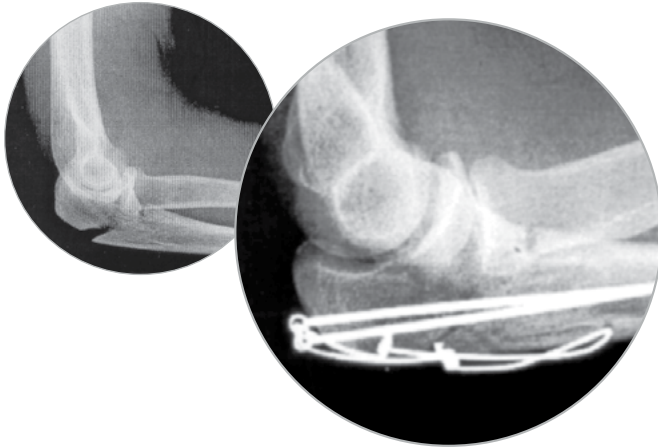


90 mm Tension Band Pin
(30-0099)

Stainless steel pins available in sterile and non-sterile options

System Features [continued]

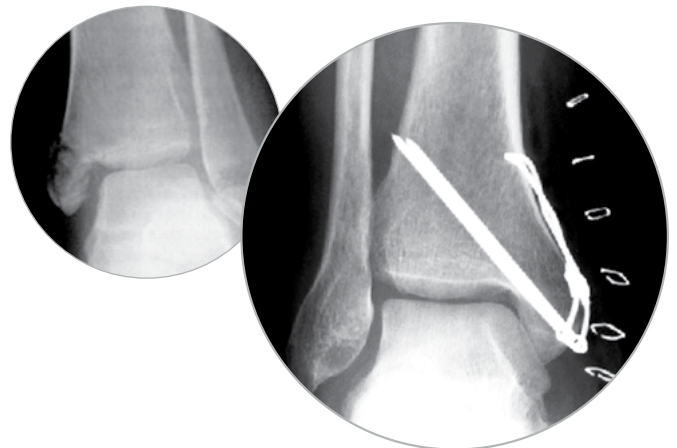
Potential Applications



Upper Extremity

- ▶ Olecranon Osteotomies
- ▶ Transverse Olecranon Fractures

The Acumed Tension Band Pin System is also available in non-sterile format in the Acumed Elbow Plating System.* Designed for repairing osteotomies and fractures of the olecranon, 70 mm and 90 mm lengths are available.



Lower Extremity

- ▶ Medial Malleolar Fractures
- ▶ Lateral Malleolar Fractures
- ▶ Patellar Fractures

*Non-sterile Tension Band Pins not available in all sets.

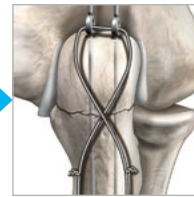
Surgical Technique Overview

Tension Band
Pin System
Surgical Technique

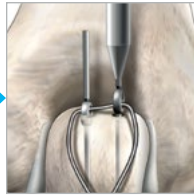
Initial Pin
Placement



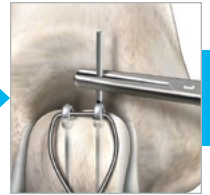
Cerclage Wire
Passage



Pin Head Seating



Final Tightening and Reduction



Tension Band Pin Surgical Technique

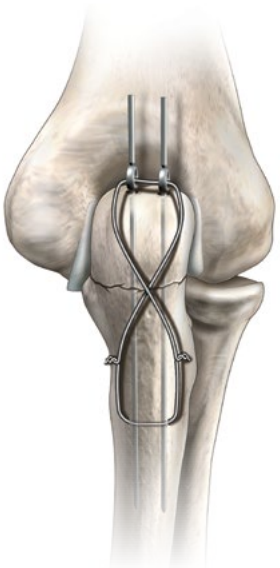
Figure 1



1 Initial Pin Placement

Using a guide wire driver, insert the Tension Band Pins (30-0XXX) through the triceps attachment, aligning the pins in a parallel arrangement with the eyelets 5 mm proud.

Figure 2



2 Cerclage Wire Passage

Pass a 16 gauge or smaller stainless steel cerclage wire through both pins and the bone in a figure 8 application.

Caution: If passing the wire under the triceps tendon, a 12 gauge needle may be inserted through the tendon to help line up the eyelets and pass the wire.

Note: The cerclage wire is not available with this system.



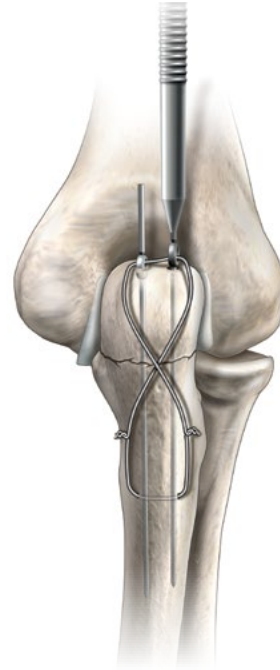
Tension Band Pins
(30-0XXX)

Tension Band Pin Surgical Technique [continued]

3 Pin Head Seating

Using a mallet, seat the head of the Tension Band Pins into the bone with the Tension Band Pin Snapper (80-0411) included in the kit.

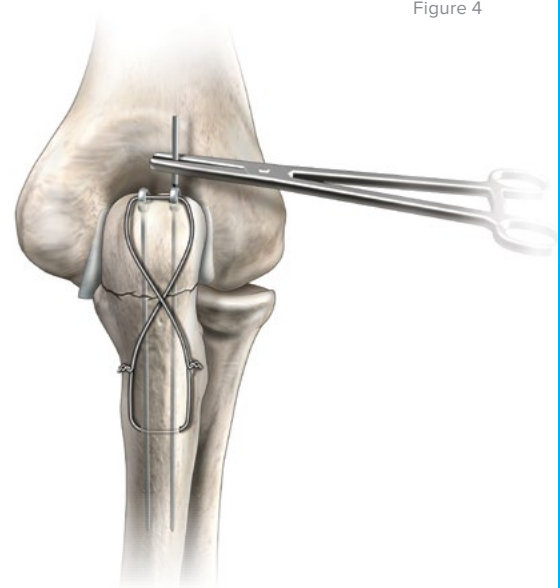
Figure 3



4 Final Tightening and Reduction

After tightening the wire to achieve the desired reduction, use the Tension Band Pin Snapper (80-0411) or forceps to break the tail from the Tension Band Pins, and cut the trocar ends to length as necessary.

Figure 4



Tension Band
Pin Snapper
(80-0411)

Ordering Information

Components	
Implants	
50.0 mm Tension Band Pin	30-0097
70.0 mm Tension Band Pin	30-0098
90.0 mm Tension Band Pin	30-0099
Instrumentation	
Tension Band Pin Snapper	80-0411

Sterile Components	
Implants	
50.0 mm Tension Band Pin	TB-1550K-S
70.0 mm Tension Band Kit	TB-1570K-S
90.0 mm Tension Band Kit	TB-1590K-S

To learn more about the full line of Acumed innovative surgical solutions, please contact your authorized Acumed distributor, call 888.627.9957, or visit www.acumed.net.



Acumed Headquarters
5885 NW Cornelius Pass Road
Hillsboro, OR 97124
Office: +1.888.627.9957
Office: +1.503.627.9957
Fax: +1.503.520.9618
www.acumed.net

These materials contain information about products that may or may not be available in any particular country or may be available under different trademarks in different countries. The products may be approved or cleared by governmental regulatory organizations for sale or use with different indications or restrictions in different countries. Products may not be approved for use in all countries. Nothing contained on these materials should be construed as a promotion or solicitation for any product or for the use of any product in a particular way which is not authorized under the laws and regulations of the country where the reader is located. Specific questions physicians may have about the availability and use of the products described on these materials should be directed to their particular authorized Acumed distributor. Specific questions patients may have about the use of the products described in these materials or the appropriateness for their own conditions should be directed to their own physician.

SPF00-04-C | Effective: 2017/03 | © 2017 Acumed® LLC